


QUICKSHIP

SHIPS IN 5 DAYS!*

* business days

- Light gray laminate work surfaces
- Powder coat color selection options:



- For quantities of 5 or less
(For quantities greater than 5, consult BOSTONtec.)



Workstations

PART NO.	HEIGHT ADJUSTABLE WORKSTATIONS
PB3048	30"d x 48"w, Medium Duty - Electric
PB3060	30"d x 60"w, Medium Duty - Electric
PB3072	30"d x 72"w, Medium Duty - Electric
PB3648	36"d x 48"w, Medium Duty - Electric
PB3660	36"d x 60"w, Medium Duty - Electric
PB3672	36"d x 72"w, Medium Duty - Electric
PBH3048	30"d x 48"w, Heavy Duty - Electric
PBH3060	30"d x 60"w, Heavy Duty - Electric
PBH3072	30"d x 72"w, Heavy Duty - Electric
PBH3648	36"d x 48"w, Heavy Duty - Electric
PBH3660	36"d x 60"w, Heavy Duty - Electric
PBH3672	36"d x 72"w, Heavy Duty - Electric
AFH3048	30"d x 48"w, Heavy Duty - Manual
AFH3060	30"d x 60"w, Heavy Duty - Manual
AFH3072	30"d x 72"w, Heavy Duty - Manual
AFH3648	36"d x 48"w, Heavy Duty - Manual
AFH3660	36"d x 60"w, Heavy Duty - Manual
AFH3672	36"d x 72"w, Heavy Duty - Manual



Work Surfaces

PART NO.	PREMIUM GRADE LAMINATE
3M3048	30"d x 48"w
3M3060	30"d x 60"w
3M3072	30"d x 72"w
3M3648	36"d x 48"w
3M3660	36"d x 60"w
3M3672	36"d x 72"w

Feet or Casters

WORKSTATION MODEL	DEPTH	LEVELER FEET	CASTERS (2 LOCKING & 2 NON-LOCKING)
PB	30	FA30G	FD30G
	36	FA36G	FD36G
PBH	30	FA30I	FD30I
	36	FA36I	FD36I
AFH	30	FA30C	FD30C
	36	FA36C	FD36C

Accessories



PART NO.	DESCRIPTION
SBUP53	Single Bay Slotted Uprights

PART NO.	DESCRIPTION
DBUP53	Double Bay Slotted Uprights

PART NO.	DESCRIPTION
TBUP53	Triple Bay Slotted Uprights



DIV1215



CSSDIV



PART NO.	DESCRIPTION
SH0830	Steel Shelf, 8"d x 30"w
SH1230	Steel Shelf, 12"d x 30"w
SH1530	Steel Shelf, 15"d x 30"w
DIV1215	Steel Shelf Divider, SH1230 & SH1530 Compatible

PART NO.	DESCRIPTION
CSS1530	Corrugate Storage Shelf, 15"d x 30"w
CSS1560	Corrugate Storage Shelf, 15"d x 60"w
CSSDIV	Corrugate Storage Shelf Divider

PART NO.	DESCRIPTION
PFSMA	Pneumatic Height Adjustable Flat Screen Monitor Arm



Arm Mounted Shown

Upright Mounted Shown



CPU12

CPU20

PART NO.	DESCRIPTION
FPDA	Articulating Flat Screen Monitor Arm

PART NO.	DESCRIPTION
CPUTC	CPU Holder Thin Client

PART NO.	DESCRIPTION
CPU12	CPU Holder
CPU20	CPU Holder



UWKMS

UWKMP

PART NO.	DESCRIPTION
PKBAA	Pneumatic Height Adjustable Keyboard Tray with Mouse Platform

PART NO.	DESCRIPTION
KBAA	Articulating Keyboard Tray with Mouse Platform

PART NO.	DESCRIPTION
UWKMS	Under WS Keyboard Tray w/Sliding Mouse Platform
UWKMP	Under Work Surface Keyboard & Mouse Tray

Accessories



PART NO.	DESCRIPTION
LED243248	LED Overhead Light (4) 24" Bulbs, 48" Tool Track
LED225660	LED Overhead Light (2) 48" Bulbs, 60" Tool Track
LED225672	LED Overhead Light (2) 48" Bulbs, 72" Tool Track




PART NO.	DESCRIPTION
PWRBAR815SB	Horizontal 8-Outlet Power Bar, 15A
PWRBAR820SB	Horizontal 8-Outlet Power Bar, 20A




PART NO.	DESCRIPTION
BR0429	Bin Rail



PART NO.	DESCRIPTION
SHR830	Pool Holder Rod



PART NO.	DESCRIPTION
BS2428P	24" x 28" Peg Board



PART NO.	DESCRIPTION
BS2428	24" x 28" Backscreen
BS2428W	24" x 28" White Board



PART NO.	DESCRIPTION
FSFR	Free Standing Footrest



PART NO.	DESCRIPTION
DRW03	Single Steel Drawer, 3" x 18" x 12" w
DRW06	Single Steel Drawer, 6" h x 18" d x 12" w
DRW12	Single Steel Drawer, 12" h x 18" d x 12" w
DRWF12	Single Steel Drawer, 12" h x 18" d x 12" w, Lateral File



PART NO.	DESCRIPTION
DRW26	2-6" h Drawers Stacked, 12" h x 18" d x 12" w
DRW612	1-6" h & 1-12" h Drawers Stacked, 18" h x 18" d x 12" w
DRWF612	1-6" h & 1-12" h Lateral File Drawers Stacked, 18" h x 18" d x 12" w
DRW212	2-12" h Drawers Stacked, 24" h x 18" d x 12" w
DRW36	3-6" h Drawers Stacked, 18" h x 18" d x 12" w
DRW3612	1-3" h, 1-6" h, & 1-12" h Drawers Stacked, 21" h x 18" d x 12" w